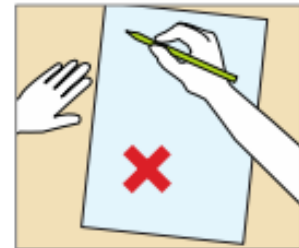
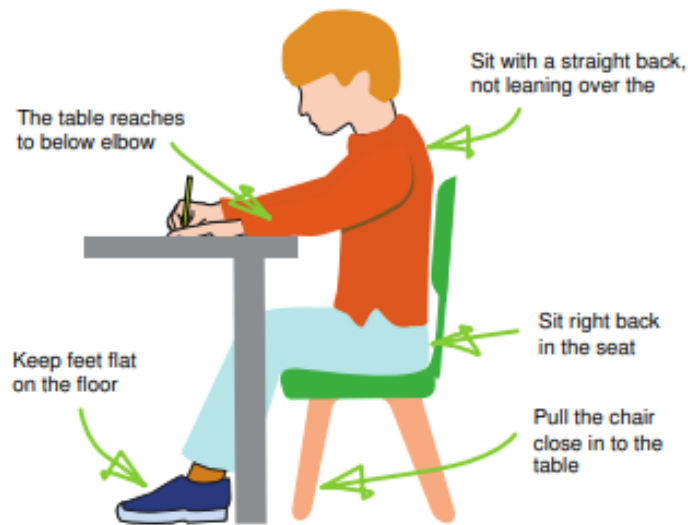


Correct posture and pencil grip for handwriting

Pupils should be taught to sit correctly at a table, holding a pencil comfortably and correctly.

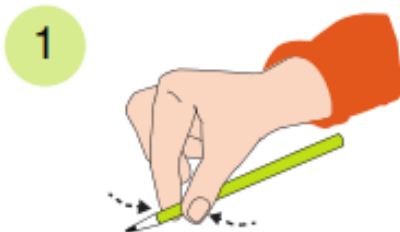
SITTING POSITION



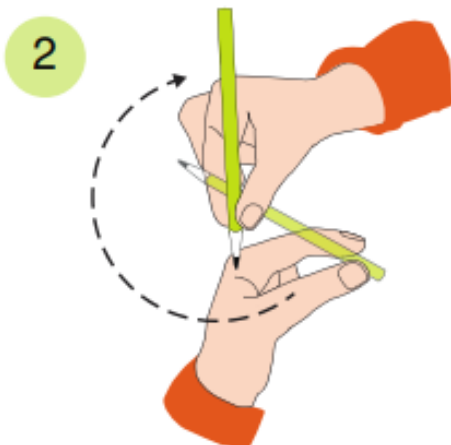
Paper position for right-handed children

THE TRIPOD PENCIL GRIP

Both right and left handed children should be encouraged to use the tripod grip which allows the pen/pencil to be held securely whilst allowing controlled movements of the pen/pencil nib.



1) Grip the pencil with your index finger and thumb with the nib pointing away.



2) With your free hand, spin the pencil from underneath.

3) Use your middle finger to support the underside of the pencil.

